


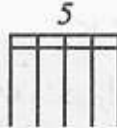
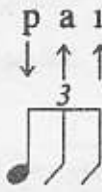
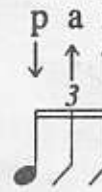

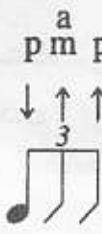
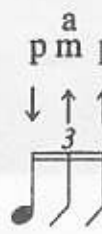







زمان ویدیو	صفحه	
	5	مقدمه مترجم
	6	توضیحات مربوط به علایم
	7	زندگینامه پاکو سرانو
		“ Carbon y Pena “
0:01:10		(قطعه ای در توکات تارانگا)
0:09:33	9	ریتم سولتا
0:11:03	10	پولگار (شست)
0:15:08	13	رازگنادو
0:18:05	15	گلپه
0:20:04	17	آرپژ
0:22:28	23	ترمولو
0:25:17	26	پیکادو
0:26:47	28	آلراپوا
0:28:12	28	آلراپوا با لگاتو
0:30:33	30	رازگنادوی آبائیکو
0:33:16	35	Tangos
0:34:50	39	Bulerias
0:36:51	47	Granaina
0:38:03	50	Soleares
0:41:23	59	Alegrias
0:42:25	62	Guajiras

توضیحات مربوط به علائم

	<p>دست راست</p>	<p>p i m a c ↑ ↑ ↑ ↑ ↑</p>	<p>راسگودوی رو به پائین با انگشتان p, i, m, a, c</p>
	<p>دست چپ</p>	<p>p m i ↓ ↓ ↓</p>	<p>راسگودوی رو به بالا با انگشتان p, m, i</p>
	<p>شماره سیمها</p>		<p>این راسگودوی شتائی را همیشه به این صورت مینوازیم:</p>
<p>B-----</p>	<p>باره</p>	<p>A</p>	<p>آبانیکو</p>
<p>▶ B-----</p>	<p>نوعی باره، که در آن یک یا چند سیم زیر آزاد میباشند.</p>		<p>یا</p> 
	<p>گلیساندو</p>	<p>A2</p>	<p>آبانیکو</p>
<p>a _____</p>	<p>آراستره در این تکنیک انگشت a سیمها را از زیر به بم با ضربهٔ آهویاندو به صدا درمیآورد.</p>		<p>یا</p> 
	<p>گپه با a یا am</p>		<p>تکرار آکورد قبلی</p>
	<p>گپه با i یا m</p>		<p>آپاگادو با انگشت کوچک</p>
			<p>آپاگادو با کف دست راست</p>

1/3 Bill.....

The first system of music features a treble clef staff with a melody of eighth and quarter notes. The guitar TAB staff below it shows fret numbers: 3, 3, 3, 6, 0, 3, 3, 6, 0, 3, 3, 3, 6, 0, 3, 3, 6, 0, 5, 5, 5, 8.

The second system continues the melody with a treble clef staff. The guitar TAB staff shows fret numbers: 8, 8, 8, 6, 0, 8, 8, 6, 0, 8, 8, 8, 6, 0, 8, 8, 6, 7, 8, 8, 8, 6, 6.

shiraz-beethoven.ir

The third system includes a treble clef staff with a melody and a guitar TAB staff. The melody has lyrics 'm a m i' above it. The guitar TAB staff shows fret numbers: 6, 0, 6, 7, 7, 6, 0, 6, 7, 6, 6, 0, 6, 6, 6, 6, 6, 6, 5, 6, 6, 6, 5, 5.

The fourth system continues the melody with a treble clef staff. The guitar TAB staff shows fret numbers: 6, 0, 6, 5, 5, 6, 0, 6, 5, 4, 6, 0, 6, 4, 4, 6, 0, 6, 4, 5, 5, 4, 4, 5, 5.

Granaína

Cejilla II

i m a m i m

The first system of musical notation for 'Granaína' consists of a treble clef staff and a guitar tablature staff. The treble staff contains a melody with a key signature of one sharp (F#) and a 3/4 time signature. It features several triplet eighth notes and a half note. The tablature staff shows the corresponding fretting for the strings, with fingerings indicated by numbers 1-5. The system is divided into four measures.

shiraz-beethoven.ir

The second system of musical notation continues the melody from the first system. It features similar rhythmic patterns, including triplet eighth notes and a half note. The tablature staff shows the fretting and fingerings for the strings. The system is divided into four measures.

The third system of musical notation includes dynamic markings such as *pp* and *am*. The melody continues with triplet eighth notes and a half note. The tablature staff shows the fretting and fingerings, including some double stops. The system is divided into four measures.

The fourth system of musical notation concludes the piece with the melody and tablature. It features triplet eighth notes and a half note. The tablature staff shows the fretting and fingerings. The system is divided into four measures.